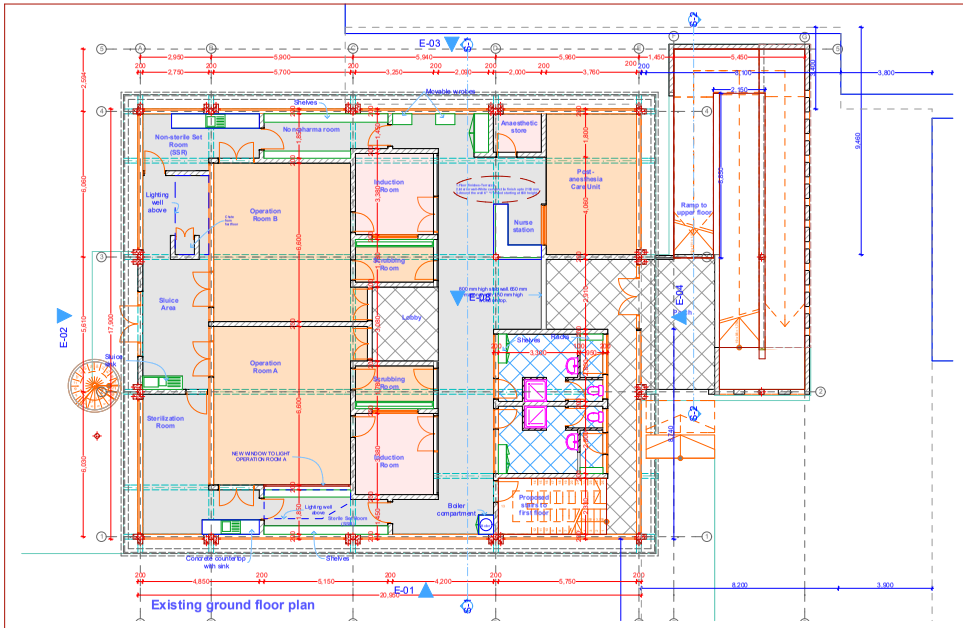

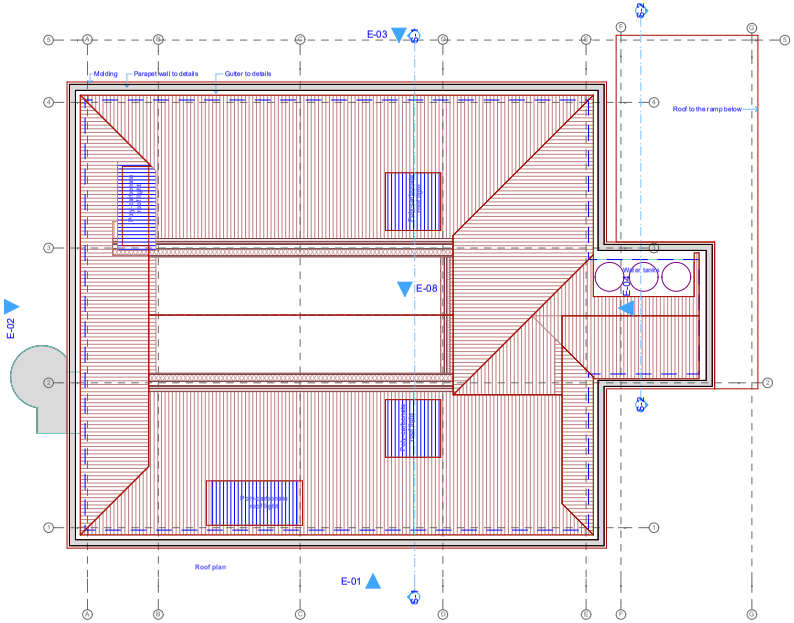

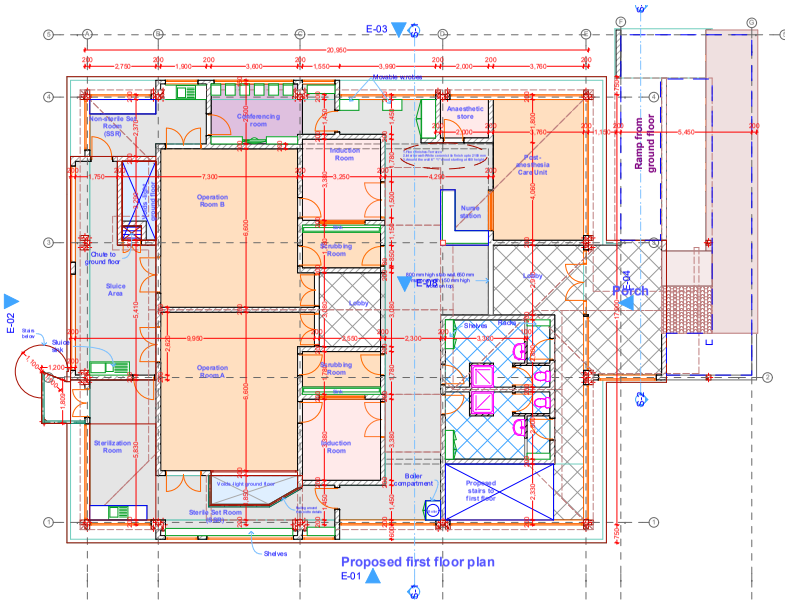

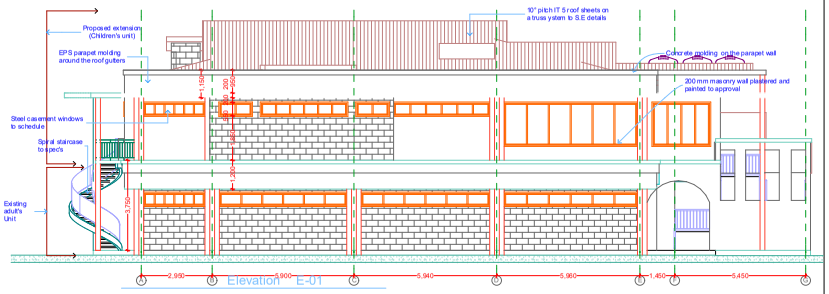

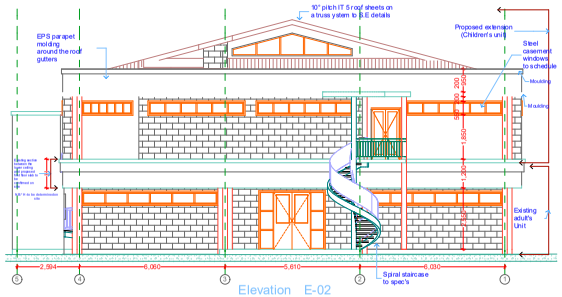

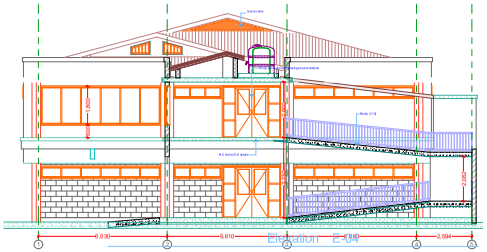

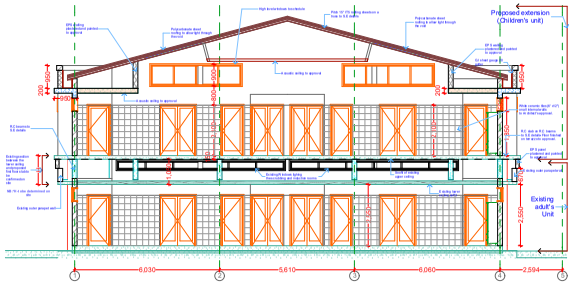

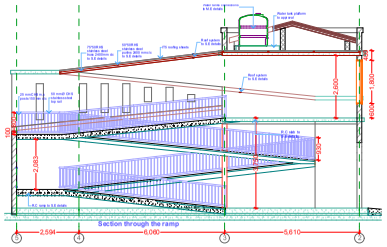

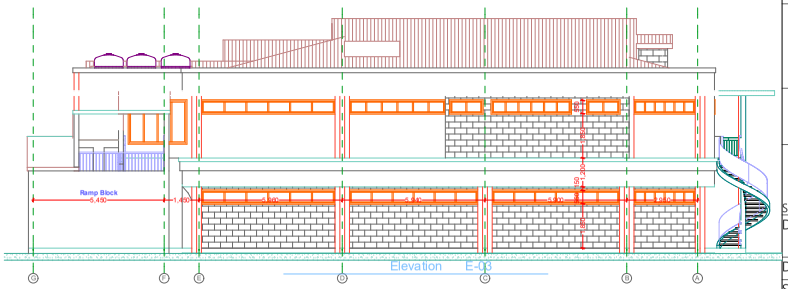

GENERAL

+ All dimensions are shown in mm unless otherwise specified.
+ Drawings are not to be scaled. Only figured dimensions to be used
+ The contractor must check and verify all dimensions on site before commencement of any work.

CIVIL WORKS

+ All soil under slabs and all around external foundations to be treated with anti-termite pesticide AND should be executed by licensed and duly registered sub contractor.
+ Sample for pipe works and other materials for road works specified to be presented to the engineer before work commences
+ All levels for sewer and road works must be approved by the engineer before work commences.

STRUCTURAL

+ This drawing must be read in conjunction with related Architectural and Enginering drawings as well as any other relevant drawings.
+ Concrete to be class 20/20 (1:2:4).
+ Steel reinforcement bars to be: 'Y' = high tensile steel to B.S 4461 'R' = Round mild steel to B.S 449
+ All timber to be sawn cypress G.S grade to KS 02-77:1989 and seasoned to equilibrium moisture content between 9% and 15%
+ All timber to be preservative treated in accordance with KS 02 914:1982
+ Depth of foundation to be determined on site to S.E's approval.

MECHANICAL

+ Pipe dimensions are in mm.
+ Cold water device pipes steel, with class B to B.B 1387.
+ Draining pipe above ground shall be UPVC grey while those below ground shall be UPVC golden brown.
+ All underground foul and waste drain pipes shall be UPVC to comply.
+ All inspection chamber covers and framing shall be cast iron to comply with BS 497 TABLE 2 GRADE A
+ Storm water pipes to comply with BS 556.
+ Minimum slope in the drain to be 1%.
+ All testing of pipes must be completed before plastering.

ELECTRICAL

+ All conduits must be laid before plastering.
+ General conditions of contract for sub contract works:
i) Government electrical specification No.1
ii) Government electrical specification No.2
iii) Electrical act and rules made thereunder.
iv) The current edition of regulation for the electrical equipment of buildings issued by the institution of Electrical Engineers.
v) Kenya Power and Lighting Co. Ltd.

Abbreviation	Meaning
svp	soil vent pipe
mh	inspection chamber
ic	reinforced cement concrete
rcc	reinforced cement concrete
gt	gulley trap
ss sink	stainless steel sink
whb	wash hand basin
wc	water closet
shw	shower
cc	center to center
st.eng/S.E	Structural Engineer
dpc	damp proof course under all grd. fl. wallings
dpm	damp proof membrane
gl	ground level
pv	permanent ventilation on all windows & doors except on internal toilet doors

No.	REVISIONS	DATE	SINGATURE

Project: Proposed extension to the existing METRH operation block.

Location: Meru

Client: METRH

Signature: .....

Subject: Scheme drawings

Checked by: QS.Mugambi MN

Signature: .....

Designed by:	Drawn by:
JMN/NNJ	N.N.J.

Date: June, 2021 Job No.:

Scale: 1:100 Drwg No.:

2
1
E
F
D
C
B